




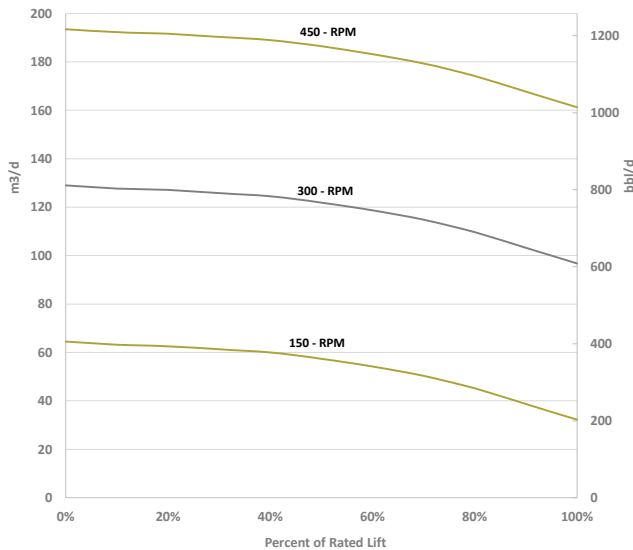
PUMP SPECIFICATION

043M - STD - FLOT

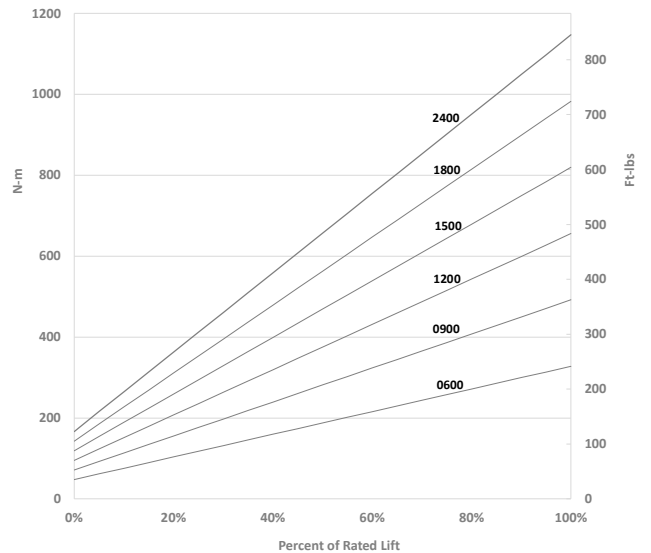


		43 m3 / Day / 100 RPM		(270 bbl / Day / 100 RPM)			
Available Models		043 M 0600	043 M 0900	43 M 1200	043 M 1500	043 M 1800	043 M 2100
		Geometry: Single Lobe		Operating Speed: 50 - 500 RPM		Free Gas Volume Fraction: 40% continuous	
Swept Rotor Angle: 40		Orbit Helix - mm (in): 66.00 (2.598)			Intake cavity area - mm ² (in ²): 1064 (1.65)		
Pump Lift H2O - m (ft)		600 (1968)	900 (2952)	1200 (3936)	1500 (4920)	1800 (5904)	2100 (6888)
Rated Pressure kPa (psi)		6000 (870)	9000 (1305)	12000 (1740)	15000 (2175)	18000 (2611)	21000 (3046)
Rated Torque N-m (ft-lbs)		328 (241)	492 (362)	656 (483)	820 (604)	983 (724)	1147 (845)
Rotor Top Connection mm (in)		1" API Pin					
Rotor Head Diameter mm (in)		50.80 (2.00)					
Overall Rotor Length m (in)		3.52 (139)	5.01 (197)	6.49 (256)	8.02 (316)	9.51 (374)	10.99 (372)
Weight kg (lbs)		30 (66)	45 (99)	60 (132)	75 (165)	90 (198)	105 (231)
Nominal Rotor Drift OD mm (in)		53.01 (2.087)					
Stator OD mm (in)		95.0 (3.74)					
Collar OD (mm)		114.3 (4.50)					
Connection Discharge - Intake		3 1/2" EUE Pin - 3 1/2" EUE Pin					
Stator Overall Length w TB m (in)		3.47 (137)	4.96 (195)	6.44 (254)	7.97 (314)	9.46 (372)	10.94 (431)
Weight kg (lbs)		59 (130)	88 (194)	117 (257)	147 (323)	176 (387)	205 (451)
Distance TB to Elastomer mm (in)		300 (12)					
Tagbar/sub bottom connection		3 1/2" EUE Pin					
Stator OD mm (in)		FLOT - 95 (3.74)					
Collar OD mm (in)		FLOT - 98 (3.85)					
Connection Discharge - Intake		2 7/8" EUE Box - 3 1/2" NUE Box					
Stator Overall Length w TB m (in)		5.31 (185)	6.79 (243)	8.27 (302)	9.81 (362)	11.29 (420)	12.77 (479)
Weight kg (lbs)		84 (185)	113 (249)	142 (312)	172 (378)	201 (442)	230 (506)
Distance TB to Elastomer mm (in)		300 (12)					
Tagbar/sub bottom connection		2 7/8" EUE Pin					
NOTE	Notes: Dimensions for FLOT reflect a 1220 mm (48in) orbit tube. Add 610 mm (24 in) and 12 kg (26 lbs) for extended orbit tubes.						

Target in Well Flow Rates m3/d (bbl/d)



Target In Well Torque N-m (ft-lbs)



'CAUSE WE GIVE A S#!T